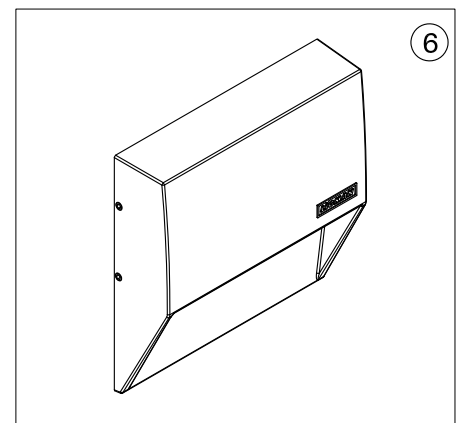
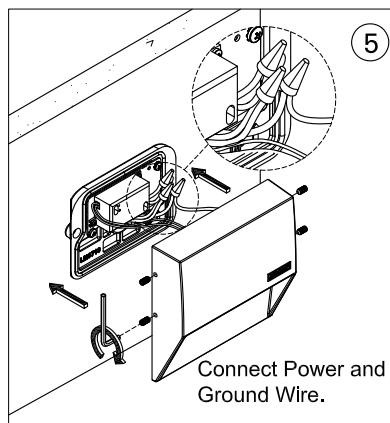
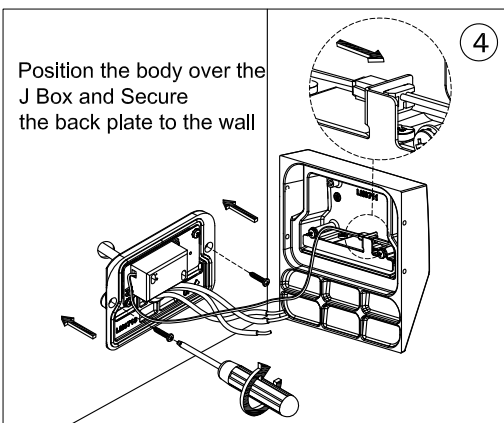
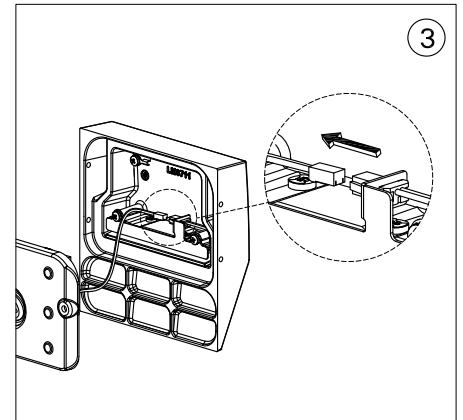
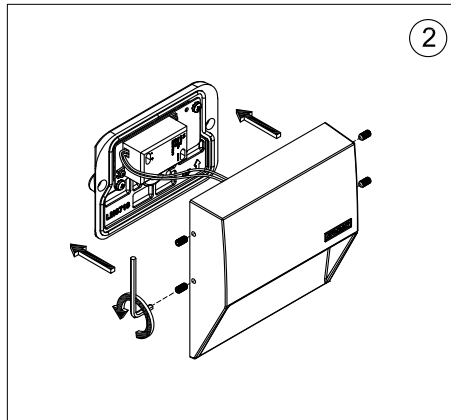
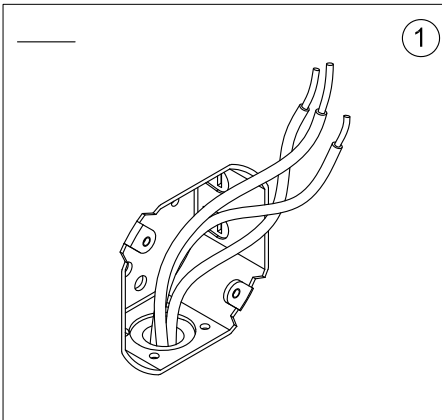
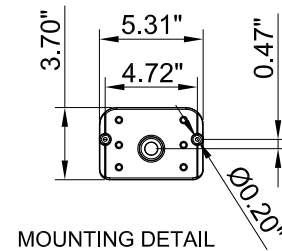
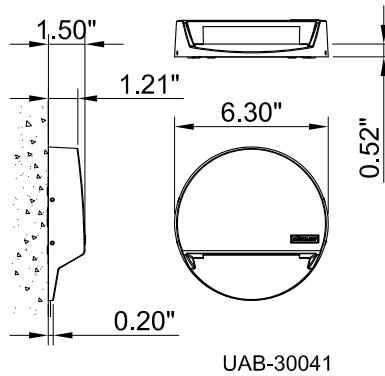
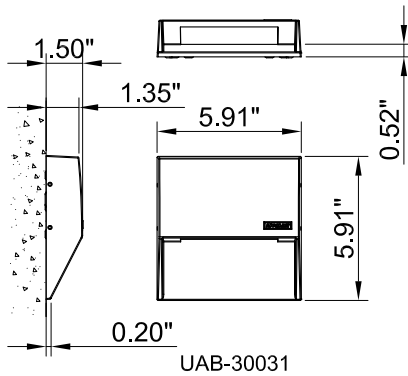


# INSTALLATION AND SERVICE MANUAL

For installation of Abacus 6,7 wall light LED.  
Model. UAB-30031 and UAB-30041.

## Product drawing (dimensions) SUITABLE FOR WET LOCATIONS



### Notice to Installer

#### Wiring Instruction ⚠ Warning:

- Risk of Fire and Electrical Shock, This fixture must be installed only by a qualified electrician, Installation must adhere to the National Electrical Code (NEC) and all applicable local and federal regulations.
- Always disconnect power before servicing the fixture.

**Ligman Lighting USA**

7144 NE Progress Court, Hillsboro  
Oregon, 97124, USA  
Tel : 503 645 0500 | Fax : 503 645 8100

[www.ligmanlightingusa.com](http://www.ligmanlightingusa.com)

UAB-30031 29/03/24 Rev. 1  
1/1

FM-TS-13-1/13-05-2563/Rev.6